

DEBORA LUZ
MENDOZA DE LA PORTILLA

www.deboraluz.co.uk



BEAUTY

Collaborating with different make-up artist gave me my start in retouching especially skin retouching.



I use Adobe Photoshop and Lightroom to process my RAW (.CR2) or TIFF files and use multiple techniques to retouch skin, hair or clothes to protect the detail in textures and/or colours.

Photography and Retoucher:
Debora Luz Mendoza

Make-up Artist and Hair: Loren Owen
Models: Carolina Rueda, BMA Models

Retouching using Adobe Lightroom and
Adobe Photoshop

May 2017






Photographer and
Retoucher:
Deboraluz Mendoza

Make-up Artist and Stylist:
Claire Dim

Models: Darina Shumaieva

Retouching using Adobe
Lightroom and Adobe
Photoshop

May 2017





Photographer and Retoucher:
Debora Luz Mendoza

Make-up Artist and Stylist:
Claire Dim

Models: Darina Shumaieva

Retouching using Adobe
Lightroom and Adobe
Photoshop

May 2017

Photography and Retoucher:
Debora Luz Mendoza

Make-up Artist and Hair:
Claire Dim

Models: Alejandra P. and
Nicole M.

Retouching using Adobe
Lightroom and Adobe
Photoshop

November 2016



E-COMMERCE

My experience from working in an E-commerce studio covers retouching imagery photographed in-house and from suppliers, to supporting the lead photographer shooting product during peak seasons.

I strive to ensure that the product images represent the product in true life form, that they are consistent to the brand style guide.

“Good Day” Bag

Photography and Retoucher:
Debora Luz Mendoza

Product by Paperchase

Photographed on Canon EOS 6D Mark II
to Capture One.

Retouching using Adobe Lightroom and
Adobe Photoshop

January 2023

Weekly Planner

Photography: Jennifer Green
Retoucher: Debora Luz Mendoza

Product by Paperchase

Retouching using Adobe Lightroom and
Adobe Photoshop.

November 2022





Burgandy Jacket
Photography: Chloe
Campinion
Retoucher: Debora Luz
Mendoza

Product by Jojo Maman
Bebe.

Retouching Adobe
Photoshop.



Green Jumpsuit
Photography: Chloe
Campinion
Retoucher: Debora Luz
Mendoza

Product by Jojo Maman
Bebe.

Retouching Adobe
Photoshop.





Dino Wellies
Photography: Chloe
Campinion
Retoucher: Debora Luz
Mendoza

Product by Jojo Maman
Bebe.

Retouching Adobe
Photoshop.



Red Bus Jumper
Photography: Chloe
Campinion
Retoucher: Debora Luz
Mendoza

Product by Jojo Maman
Bebe.

Retouching Adobe
Photoshop.



Pink Cadillac Flamingos
Photography: Jennifer Green
Retoucher: Debora Luz
Mendoza

Product by Paperchase.

Retouching using Adobe
Lightroom and Adobe
Photoshop.

July 2022



Countdown Blocks
Photography and Retoucher:
Debora Luz Mendoza

Product by Paperchase.

Retouching using Adobe
Lightroom and Adobe
Photoshop.

November 2022



Agenzio Notebooks

Photography:
Louise Fisher


Retoucher:
Debora Luz Mendoza

Product by Paperchase

Retouching using Adobe
Lightroom and Adobe
Photoshop.

April 2022

I built a template from
original image so that I can
colour match the product
to every shade we had the
notebook in.



Kraft Gift Card Box

Photography:
Jennifer Green
Retoucher:
Debora Luz Mendoza

Product by Paperchase

Retouching using Adobe
Lightroom and Adobe
Photoshop.

October 2022

Product was photographed
with a branded gift card that
needed to be swapped out
for a Paperchase branded
gift card.



LIFESTYLE

My experience working on lifestyle type imagery ranges from indoor to outdoor shoots based on fashion and clothing.

This type of retouching can include a lot more comping from multiple shots, making colour adjustments to garments and cleaning up unwanted items in backgrounds.



Retoucher: Debora Luz Mendoza

Using Adobe Photoshop.

November 2023



Beach Towel
Retoucher: Debora Luz Mendoza

Product by Jojo Maman Bebe.

Retouching using Adobe Photoshop.



Bear Towel Hoodie
Photography: Chloe
Campion
Retoucher: Debora Luz
Mendoza

Product by Jojo Maman
Bebe.

Retouching using Adobe
Photoshop.

PRODUCT

My experience of working on creative product shoots ranges from developing concepts to collaborating on the shoot day to retouching the final product.

This type of retouching is more extensive compared to the standard e-commerce pack shot and I use tools in the Adobe Suite to help fine tune details like cleaning up backgrounds and extending them as well as enhancing colours and balancing exposures, highlights and shadows.

Collaboration between Jennifer Green and Debora Luz Mendoza
Retoucher: Debora Luz Mendoza

Photographed on Canon EOS 6D Mark II to Capture One.

Retouching using Adobe Lightroom and Adobe Photoshop.

March 2021





Collaboration between Violet Novani and Debora Luz Mendoza.

Retoucher: Debora Luz Mendoza.

Photographed on Canon EOS 6D Mark II to Capture One.

Retouching using Adobe Lightroom and Adobe Photoshop

November 2022



Collaboration between Jennifer Green and Debora Luz Mendoza.


Retoucher: Debora Luz Mendoza.

Photographed on Canon EOS 6D Mark II to Capture One.

Retouching using Adobe Lightroom and Adobe Photoshop.

September 2022





Collaboration between Violet Novani and Debora Luz Mendoza.

Retoucher: Debora Luz Mendoza

Retouching using Adobe Lightroom and Adobe Photoshop.

September 2022

Candles on set were lit and shot individually and then put together in post. Products with gold foiling were also shot with an extra boost of reflection to make sure you could really see the gold reflection in the final image.

PAST WORK

Jojo Maman Bebe

Junior Retoucher
March 2023 – Present

Paperchase

Creative Retoucher
October 2021 – January 2023

*Photography Retoucher and
Administrator*

October 2019 – October 2021

Make-up London Academy

*Creative Designer/Content
Creator*

July 2016 – April 2017

Lock Property Group

*Marketing Assistant and
Digital Designer*

January 2012 – September 2012

EDUCATION

BA (Hons) Graphic Design
Camberwell College of Art UAL
2011 – 2015

DEBORA LUZ
MENDOZA DE LA PORTILLA

www.deboraluz.co.uk

